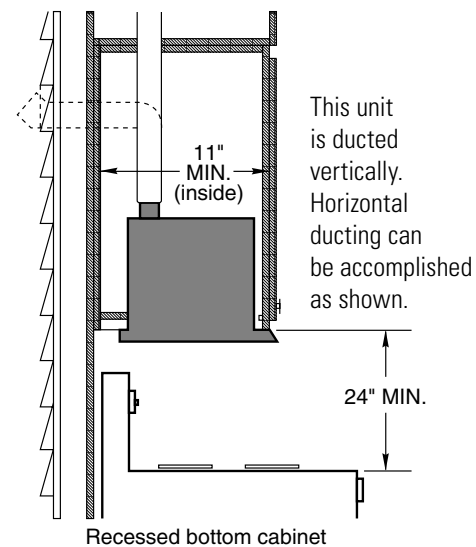
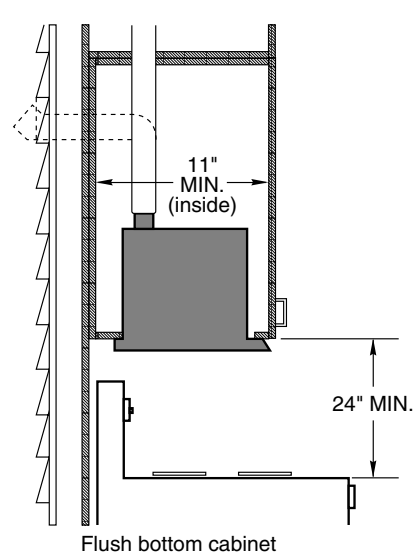
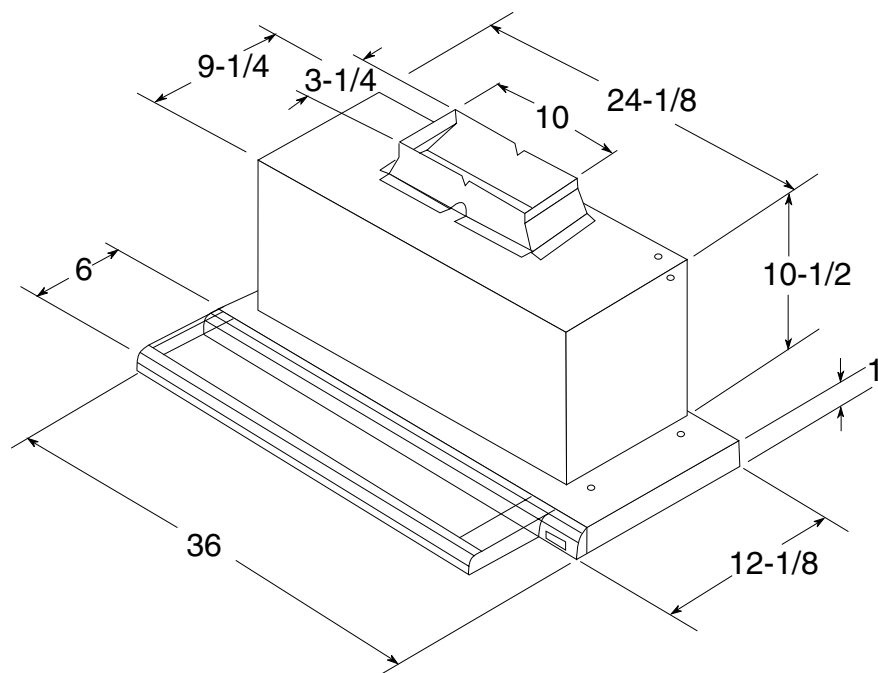




Profile™

JV696SCC – GE Profile™ Slide-Out Hood

Installation Information and Dimensions (in inches)



Amp Rating	
120V	3.7

Note: Remove glass visor from unit before installing hood in cabinet to protect visor from damage.

Installation Information: Before installing, consult Use & Care/installation instructions [Pub. No. 49-8463] packed with product for current dimensional data.



Listed by
Underwriters
Laboratories

For answers to your Monogram®, GE Profile™ or GE® appliance questions, visit our website at GEAppliances.com or call GE Answer Center® service, 800.626.2000.

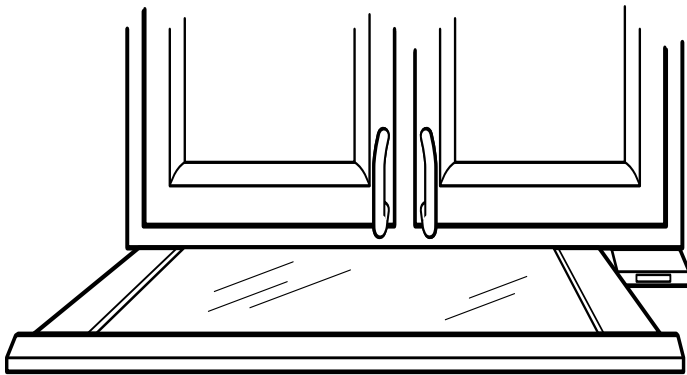
Specification Revised 2/06

220909



Profile™

JV696SCC – GE Profile™ Slide-Out Hood



Features and Benefits

- Bisque Model
- 30" Vented Hood With Cooktop Light
- See-Through Glass Visor Slides In and Out
- 300 CFM Performance With Variable Speed Fan Control
- Auto Heat Sensor
- Compact Housing Leaves Ample Shelf Space Behind Cabinet Doors
- Vertical Exhaust With 3-1/4" x 10" Rectangular Duct
- Sones Rating: Top Exhaust – 4.5
- Also Available In White on white as in Model JV695S and Black on black as Model JV694S